

Front side mounting, fuseh. 5 x 20 mm/6.3x32 mm, with or without voltage selector (series-parallel)

Standard- or Medical-Filter



Fuse drawer and voltage selector insert must be ordered separately.

C14



70° C



Description

- Panel Mount:
Screw-on from front side
- 4 Functions:
Appliance inlet, Fuseholder with interchangeable fuse drawer for Fuse-links 5 x 20 mm or 6.3 x 32 mm 1- or 2-pole, Voltage selector (series-parallel), Line filter in standard and medical version
- Quick connect terminals 4.8 x 0.8 mm
- Alternative: version without line filter [KE](#)

Approvals

- VDE License Number: 40004665 (FKA, FKB)
- UL License Number: E72928 (FKA, FKB)

Characteristics

- All single elements are already partially wired
- For added safety "Extra-Safe" fuse drawers are available
Fuse drawer meets requirements of medical standard IEC/EN 60601-1
The fuse drawer can only be opened with the aid of a tool
The fuseholder is accessible from the equipment front
- Qualified for use in equipment according IEC/EN 60950

References

[General Product Information](#)

Weblinks

[Approvals](#), [RoHS](#), [CHINA-RoHS](#), [e-Store](#), [SCHURTER-Stock-Check](#), [Distributor-Stock-Check](#)

Technical Data

Ratings IEC	1 - 10A @ Ta 40 °C / 250VAC; 50Hz
Ratings UL/CSA	1 - 10A @ Ta 40 °C / 125VAC; 60Hz
Leakage Current	standard < 0.5 mA (250V / 60Hz) medical < 5 µA (250 V / 60 Hz)
Dielectric Strength	> 1.7kVDC between L-N > 2.7kVDC between L/N-PE Test voltage (2 sec)
Allowable Operation Temp.	-25 °C to 85 °C
Climatic Category	25/085/21 acc. to IEC 60068-1
Degree of Protection	from front side IP 40 acc. to IEC 60529
Protection Class	Suitable for appliances with protection class I acc. to IEC 61140
Terminal	Quick connect terminals 4.8 x 0.8 mm
Panel Thickness s	Screw-on: max 8 mm Mounting screw torque max 0.5Nm
Material: Housing	Thermoplastic, black, UL 94V-0

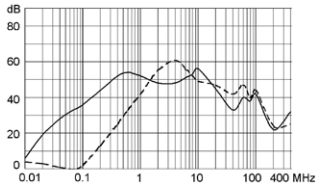
Appliance-Inlet/-Outlet	C14 acc. to IEC/EN 60320-1, UL 498, CSA C22.2 no. 42 (for cold conditions) pin-temperature 70 °C, 10A, Protection class I
Fuseholder	1 or 2 pole, Shocksafe category PC2 acc. to IEC 60127-6, for fuse-links 5 x 20 or 6.3 x 32 mm
Rated Power Acceptance @ Ta 23 °C	5 x 20: 2.5W (1 pole)/ 2W (2-pole) per pole 6.3 x 32: 3.15W (1 pole)/ 2.5W (2-pole) per pole
Power Acceptance @ Ta > 23°C	Admissible power acceptance at higher ambient temperature see derating curves
Voltage selector	series-parallel, 4, 3 or 2 switch positions or usable as 2-pole change-over switch
Line Filter	Standard and Medical Version, IEC 60939, IEC 60601-1, UL 1283, UL 544, EN 133 200, CSA C22.2 no. 8 Technical details
MTBF	> 1'400'000h acc. to MIL-HB-217 F

Attenuation Loss

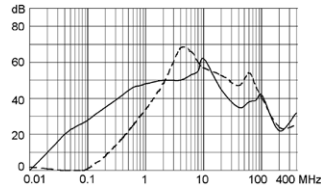
--- differential mode — common mode

Standard version

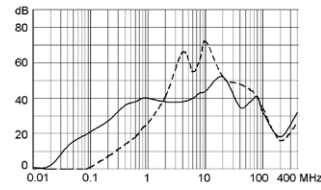
1 A



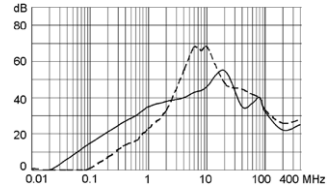
2 A



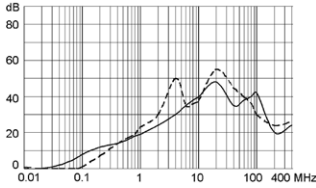
4 A



6 A

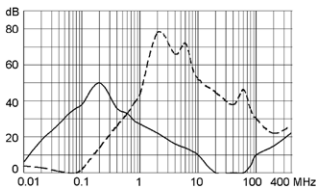


10 A

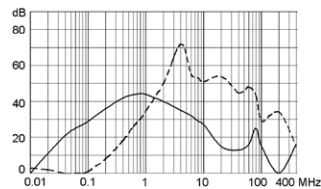


Medical version (M5)

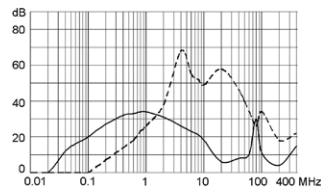
1 A



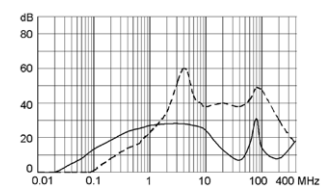
2 A



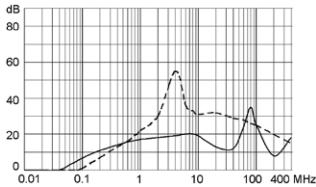
4 A



6 A



10 A



Variants

[Distributor-Stock-Check](#) | [SCHURTER-Stock-Check](#) | [e-Store](#)

Fuse drawer and voltage selector insert must be ordered separately.

Rated Current [A]	Filter-Type	Fuseholder	Order Number
1	Standard Version	1 pole	CE16.5100.151
2	Standard Version	1 pole	CE26.5100.151
4	Standard Version	1 pole	CE36.5100.151
6	Standard Version	1 pole	CE46.5100.151
10	Standard Version	1 pole	CE66.5100.151
1	Standard Version	2-pole	CE10.6100.151
2	Standard Version	2-pole	CE20.6100.151
4	Standard Version	2-pole	CE30.6100.151
6	Standard Version	2-pole	CE40.6100.151
10	Standard Version	2-pole	CE60.6100.151
1	Medical Version (M5)	2-pole	CEG0.6100.151
2	Medical Version (M5)	2-pole	CEA0.6100.151
4	Medical Version (M5)	2-pole	CEC0.6100.151
6	Medical Version (M5)	2-pole	CEE0.6100.151
10	Medical Version (M5)	2-pole	CEL0.6100.151

Packaging unit 10 Pcs
